

HOW TO USE THE TIMETABLE WEB SITE

Timetables can be viewed via the Timetable Home page in one of two ways.

1) View by School/Discipline Group

Use this link when selecting your units or when you do not yet know which units you will be enrolling in.

Or

2) View by Unit(s)

Use this link when you know which unit codes you will or have enrolled in.

1) View by School/Discipline Group

This link allows you to view all unit scheduling for an entire school/discipline group. By clicking on this link you are taken to a page that requires you to select which school/discipline group timetable you would like to view.

First select the school/discipline group from the drop down list box.

View timetable by School/Discipline Group

Select a school/discipline group, the preferred display style and required semester(s) to view the timetable

Accounting and Finance

Listing in unit code order

Semester 1
 Semester 2
 Full year

Full venue names
 Abbreviated venue names

View Details Clear Selection

The next drop down list box can be left as is ie Listing in unit code order.

If you only want to look at the scheduling for a particular semester then select the option that matches the semester you want

View timetable by School/Discipline Group

Select a school/discipline group, the preferred display style and required semester(s) to view the timetable

Accounting and Finance

Listing in unit code order

Semester 1
 Semester 2
 Full year

Full venue names
 Abbreviated venue names

View Details Clear Selection

Finally select the option to view the venues in either full or abbreviated form. The full venue name will list the Building Name, Room Number and Room Name. The abbreviated form will list the Building Name (abbreviated form eg SSCI instead of Social Sciences) and the Room Name (again abbreviated eg SR 1 instead of Seminar Room 1) If you are not familiar with the campus and the names commonly employed it is suggested you use the Full venue name button.

View timetable by School/Discipline Group

Select a school/discipline group, the preferred display style and required semester(s) to view the timetable

Accounting and Finance

Listing in unit code order

Semester 1
 Semester 2
 Full year

Full venue names
 Abbreviated venue names

View Details Clear Selection

Once you have made your selections click on the "View Details" button.

View timetable by School/Discipline Group

Select a school/discipline group, the preferred display style and required semester(s) to view the timetable

Accounting and Finance

Listing in unit code order

Semester 1
 Semester 2
 Full year

Full venue names
 Abbreviated venue names

View Details Clear Selection


The next page will list all of the current scheduling for that school/discipline group. This information is updated regularly.

View timetable by School/Discipline Group

School/Discipline: Archaeology



Full year timetable Timetable version 1.50 [Updated on Monday, 14 January 2008 at 1:06:00 PM]

Notes:

- Weeks shown on this timetable are calendar weeks.
- **Semester 1** is weeks 10 to 16 and 18 to 23 [03 March to 07 June]
- **Semester 2** is weeks 31 to 37 and 39 to 44 [28 July to 01 November]
- Where a lecture is repeated there is a number shown in brackets at the end of the activity name. The number indicates the stream number, students normally attend all lectures for one stream only. Stream (01) indicates the original lectures, (02) the first repeat lectures etc.
- An * at the end of an activity name indicates that a student attends only ONE of these activities.
- These tutorial listings are provisional only. Students are advised to check with the Department concerned for final details of tutorial times.
- The icon  after an activity indicates it is recorded and available on the web.

ARCY1101 Digging up the Past

Students will be required to attend two lectures and 1 tutorial per week and 3 practicals per semester

 ARCY1101 S1 Lecture	Mon	14:00_14:45	GPB3:SMNDS	Sem1
 ARCY1101 S1 Lecture	Wed	11:00_11:45	GPB3:SMNDS	Sem1
ARCY1101 S1 Tutorial T1*	Mon	15:00_15:45	GPB3:202	Wks 11-16, 18-23
ARCY1101 S1 Tutorial T1*	Mon	16:00_16:45	GPB3:202	Wks 11-16, 18-23
ARCY1101 S1 Tutorial T1*	Wed	12:00_12:45	GPB3:202	Wks 11-16, 18-23
ARCY1101 S1 Tutorial T1*	Wed	13:00_13:45	GPB3:202	Wks 11-16, 18-23

2) View by Unit(s)

If you just want to view the unit codes you are enrolled in then you can use this link. This link takes you to a page that can be used by either selecting the unit codes from the list box or by typing in the codes in the list boxes.

View timetable for selected units

1. Either select the unit(s) you wish to view from the list.
If you wish to select more than one unit hold down the Control key and click the mouse on Windows machines or hold down Command key and click the mouse on Macintosh machines.

- ABUS1190 FOUND ASIAN BUS
- ABUS2204 ASIAN BUS. CONT.
- ABUS2290 FOUND ASIAN BUS
- ACCT1101 FINANCIAL ACCOU
- ACCT1112 MANAGEMENT ACCO
- ACCT2201 CORPORATE ACCOU
- ACCT2203 MANAGEMENT ACCO
- ACCT2206 PERFORM. MEAS.
- ACCT2242 ACCOUNTING INFO
- ACCT3321 FINANCIAL ACC.
- ACCT3322 AUDITING 3322
- ACCT3323 STRATEGIC MGMT.

OR enter up to eight unit codes

Select which semester to view.

Full Year
 1st Semester only
 2nd Semester only

2. Insert your name if you wish to personalise the timetable.

3. Select the types of classes you wish to view.
Please note the default has been set to view Lectures ONLY
Check the All classes box to get a full listing of unit scheduling.

All classes
 Lectures
 Tutorials
 Labs
 Practicals
 Seminars

4. Select the display format.

Timetable grid
 Listing by unit
 Both grid and listing

5. Select the venue names display format.

Full venue names
 Abbreviated venue names

Step 1: There are 2 ways to select the unit codes.

1.) More than one unit code can be selected from the Unit Code list box by holding down the [Ctrl] key (up to a maximum of 8 unit codes).

View timetable for selected units

1. Either select the unit(s) you wish to view from the list.
If you wish to select more than one unit hold down the Control key and click the mouse on Windows machines or hold down Command key and click the mouse on Macintosh machines.

- GREE3302 ADVANCED GREEK
- GRMN1101 GRMN.BEGIN.I
- GRMN1102 GRMN.BEGIN.II
- GRMN2103 GERMAN INTER. I
- GRMN2104 GERMAN INTER. II
- GRMN2202 GRMN.BEG.BR.ELE
- GRMN2203 GERMAN INTER. I
- GRMN2204 GERMAN INTER. I
- GRMN2213 GRMN YOUTH STAG
- GRMN3305 GERMAN ADV. I3
- GRMN3306 GERMAN ADV. II
- GRMN3307 GERMAN ADV. III

OR enter up to eight unit codes

Select which semester to view.

Full Year
 1st Semester only
 2nd Semester only

2. Insert your name if you wish to personalise the timetable.

3. Select the types of classes you wish to view.
Please note the default has been set to view Lectures ONLY
Check the All classes box to get a full listing of unit scheduling.

All classes
 Lectures
 Tutorials
 Labs
 Practicals
 Seminars

4. Select the display format.

Timetable grid
 Listing by unit
 Both grid and listing

5. Select the venue names display format.

Full venue names
 Abbreviated venue names

OR

2.) You can type in the unit codes using the text boxes.

View timetable for selected units

1. **Either select the unit(s) you wish to view from the list.**
If you wish to select more than one unit hold down the Control key and click the mouse on Windows machines or hold down Command key and click the mouse on Macintosh machines.

ABUS1190 FOUND ASIAN BUS
ABUS2204 ASIAN BUS.CONT.
ABUS2290 FOUND ASIAN BUS
ACCT1101 FINANCIAL ACCOU
ACCT1112 MANAGEMENT ACCO
ACCT2201 CORPORATE ACCOU
ACCT2203 MANAGEMENT ACCO
ACCT2206 PERFORM. MEAS.
ACCT2242 ACCOUNTING INFO
ACCT3321 FINANCIAL ACC.
ACCT3322 AUDITING 3322
ACCT3323 STRATEGIC MGMT.

OR enter up to eight unit codes

ACCT1101 ABUS1190

Select which semester to view.

Full Year
 1st Semester only
 2nd Semester only

2. **Insert your name if you wish to personalise the timetable.**

3. **Select the types of classes you wish to view.**
Please note the default has been set to view Lectures ONLY
Check the All classes box to get a full listing of unit scheduling.

All classes
 Lectures
 Tutorials
 Labs
 Practicals
 Seminars

4. **Select the display format.**

Timetable grid
 Listing by unit
 Both grid and listing

5. **Select the venue names display format.**

Full venue names
 Abbreviated venue names

View Details Download Clear Selection

Step 2 allows you to type in your name to place at the top of your personalised timetable.

Note: This does not mean that your personalised timetable has been saved to a database. If you do not print out a hard copy of your timetable at the end of the session then all of the data you entered will be lost once you leave the page.

View timetable for selected units

1. **Either select the unit(s) you wish to view from the list.**
If you wish to select more than one unit hold down the Control key and click the mouse on Windows machines or hold down Command key and click the mouse on Macintosh machines.

ABUS1190 FOUND ASIAN BUS
ABUS2204 ASIAN BUS.CONT.
ABUS2290 FOUND ASIAN BUS
ACCT1101 FINANCIAL ACCOU
ACCT1112 MANAGEMENT ACCO
ACCT2201 CORPORATE ACCOU
ACCT2203 MANAGEMENT ACCO
ACCT2206 PERFORM. MEAS.
ACCT2242 ACCOUNTING INFO
ACCT3321 FINANCIAL ACC.
ACCT3322 AUDITING 3322
ACCT3323 STRATEGIC MGMT.

OR enter up to eight unit codes

ACCT1101 ABUS1190

Select which semester to view.

Full Year
 1st Semester only
 2nd Semester only

2. **Insert your name if you wish to personalise the timetable.**

Jane Citizen

3. **Select the types of classes you wish to view.**
Please note the default has been set to view Lectures ONLY
Check the All classes box to get a full listing of unit scheduling.

All classes
 Lectures
 Tutorials
 Labs
 Practicals
 Seminars

4. **Select the display format.**

Timetable grid
 Listing by unit
 Both grid and listing

5. **Select the venue names display format.**

Full venue names
 Abbreviated venue names

View Details Download Clear Selection

Step 3 allows you to view All classes or just specific classes like Lectures. This has been preset so that initially this shows Lectures only. Use the check boxes to add in other class types eg Tutorials, or select the 'All classes' option.

View timetable for selected units

1. Either select the unit(s) you wish to view from the list.
 If you wish to select more than one unit hold down the Control key and click the mouse on Windows machines or hold down Command key and click the mouse on Macintosh machines.

ABUS1190 FOUND ASIAN BUS
 ABUS2204 ASIAN BUS. CONT.
 ABUS2290 FOUND ASIAN BUS
 ACCT1101 FINANCIAL ACCOU
 ACCT1112 MANAGEMENT ACCO
 ACCT2201 CORPORATE ACCOU
 ACCT2203 MANAGEMENT ACCO
 ACCT2206 PERFORM. MEAS.
 ACCT2242 ACCOUNTING INFO
 ACCT3321 FINANCIAL ACC.
 ACCT3322 AUDITING 3322
 ACCT3323 STRATEGIC MGMT.

OR enter up to eight unit codes

ACCT1101	ABUS1190		

Select which semester to view.

Full Year
 1st Semester only
 2nd Semester only

2. Insert your name if you wish to personalise the timetable.

3. Select the types of classes you wish to view.
Please note the default has been set to view Lectures ONLY. Check the All classes box to get a full listing of unit scheduling.

All classes
 Lectures
 Tutorials
 Labs
 Practicals
 Seminars

4. Select the display format.

Timetable grid
 Listing by unit
 Both grid and listing

5. Select the venue names display format.

Full venue names
 Abbreviated venue names

The display format at **Step 4** allows you to view your timetable as a grid, as a listing or as both. The default has been set to show both the grid and listing format. Use this option to adjust the format.

View timetable for selected units

1. Either select the unit(s) you wish to view from the list.
 If you wish to select more than one unit hold down the Control key and click the mouse on Windows machines or hold down Command key and click the mouse on Macintosh machines.

ABUS1190 FOUND ASIAN BUS
 ABUS2204 ASIAN BUS. CONT.
 ABUS2290 FOUND ASIAN BUS
 ACCT1101 FINANCIAL ACCOU
 ACCT1112 MANAGEMENT ACCO
 ACCT2201 CORPORATE ACCOU
 ACCT2203 MANAGEMENT ACCO
 ACCT2206 PERFORM. MEAS.
 ACCT2242 ACCOUNTING INFO
 ACCT3321 FINANCIAL ACC.
 ACCT3322 AUDITING 3322
 ACCT3323 STRATEGIC MGMT.

OR enter up to eight unit codes

ACCT1101	ABUS1190		

Select which semester to view.

Full Year
 1st Semester only
 2nd Semester only

2. Insert your name if you wish to personalise the timetable.

3. Select the types of classes you wish to view.
Please note the default has been set to view Lectures ONLY. Check the All classes box to get a full listing of unit scheduling.

All classes
 Lectures
 Tutorials
 Labs
 Practicals
 Seminars

4. Select the display format.

Timetable grid
 Listing by unit
 Both grid and listing

5. Select the venue names display format.

Full venue names
 Abbreviated venue names

Step 5: Select the format in which you would like the venue names to be displayed. The full venue name will list the Building Name, Room Number and Room Name. The abbreviated form will list the Building Name (abbreviated form eg SSC1 instead of Social Sciences) and the Room Name (again abbreviated eg SR 1 instead of Seminar Room 1) If you are not familiar with the campus and the names commonly employed it is suggested you use the Full venue name button.

View timetable for selected units

1. **Either select the unit(s) you wish to view from the list.**
If you wish to select more than one unit hold down the Control key and click the mouse on Windows machines or hold down Command key and click the mouse on Macintosh machines.

ABUS1190 FOUND ASIAN BUS
ABUS2204 ASIAN BUS.CONT.
ABUS2290 FOUND ASIAN BUS
ACCT1101 FINANCIAL ACCOU
ACCT1112 MANAGEMENT ACCO
ACCT2201 CORPORATE ACCOU
ACCT2203 MANAGEMENT ACCO
ACCT2206 PERFORM. MEAS.
ACCT2242 ACCOUNTING INFO
ACCT3321 FINANCIAL ACC.
ACCT3322 AUDITING 3322
ACCT3323 STRATEGIC MGMT.

OR enter up to eight unit codes
ACCT1101 ABUS1190

Select which semester to view.
 Full Year
 1st Semester only
 2nd Semester only

2. **Insert your name if you wish to personalise the timetable.**
Jane Citizen

3. **Select the types of classes you wish to view.**
Please note the default has been set to view Lectures ONLY. Check the All classes box to get a full listing of unit scheduling.

All classes
 Lectures
 Tutorials
 Labs
 Practicals
 Seminars

4. **Select the display format.**
 Timetable grid
 Listing by unit
 Both grid and listing

5. **Select the venue names display format.**
 Full venue names
 Abbreviated venue names

View Details Download Clear Selection

Click on "View Details" to view the unit scheduling.

View timetable for selected units

1. **Either select the unit(s) you wish to view from the list.**
If you wish to select more than one unit hold down the Control key and click the mouse on Windows machines or hold down Command key and click the mouse on Macintosh machines.

ABUS1190 FOUND ASIAN BUS
ABUS2204 ASIAN BUS.CONT.
ABUS2290 FOUND ASIAN BUS
ACCT1101 FINANCIAL ACCOU
ACCT1112 MANAGEMENT ACCO
ACCT2201 CORPORATE ACCOU
ACCT2203 MANAGEMENT ACCO
ACCT2206 PERFORM. MEAS.
ACCT2242 ACCOUNTING INFO
ACCT3321 FINANCIAL ACC.
ACCT3322 AUDITING 3322
ACCT3323 STRATEGIC MGMT.

OR enter up to eight unit codes
ACCT1101 ABUS1190

Select which semester to view.
 Full Year
 1st Semester only
 2nd Semester only

2. **Insert your name if you wish to personalise the timetable.**
Jane Citizen

3. **Select the types of classes you wish to view.**
Please note the default has been set to view Lectures ONLY. Check the All classes box to get a full listing of unit scheduling.

All classes
 Lectures
 Tutorials
 Labs
 Practicals
 Seminars

4. **Select the display format.**
 Timetable grid
 Listing by unit
 Both grid and listing

5. **Select the venue names display format.**
 Full venue names
 Abbreviated venue names

View Details Download Clear Selection


Click on "Download" if you want to save your information to your hard drive.

Once you click on "View Details" the next page will list your timetable.

If you've selected to view the Timetable grid and the Listing by unit, then the top half of the screen will show the Timetable grid listing the days and times the activities are scheduled.


View timetable for: LAWS1101, LAWS1105

Jane Citizen

[View timetable grid](#) ( indicates a possible clash)
[View listing for each unit](#)







All classes Lectures Tutorials Labs Practicals Seminars If you have changed the class selection

Notes:

- Weeks shown on this timetable are calendar weeks.
- **Semester 1** is weeks 10 to 16 and 18 to 23 [03 March to 07 June]
- **Semester 2** is weeks 31 to 37 and 39 to 44 [28 July to 01 November]
- Where a lecture is repeated there is a number shown in brackets at the end of the activity name. The number indicates the stream number, students normally attend all lectures for one stream only. Stream (01) indicates the original lectures, (02) the first repeat lectures etc.
- An * at the end of an activity name indicates that a student attends only ONE of these activities.
- These tutorial listings are provisional only. Students are advised to check with the Department concerned for final details of tutorial times.
- The icon  after an activity indicates it is recorded and available on the web.

Timetable version 1.50 [Updated on Monday, 14 January 2008 at 1:06:00 PM]



If there are multiple activities shown for a unit, you can mark the box next to the activities you wish to display and click 'Show selected only' to view a simplified timetable

Semester 1					
Start Time	Monday	Tuesday	Wednesday	Thursday	Friday
9 AM			<input checked="" type="checkbox"/>  LAWS1101 S1 Lecture Sem1 [OCTA:THEATRE]		<input checked="" type="checkbox"/>  LAWS1101 S1 Lecture Sem1 [OCTA:THEATRE]
10 AM			<input type="checkbox"/>  LAWS1105 S1 Lecture (01) Sem1 [ARTS:MURD]	<input type="checkbox"/>  LAWS1105 S1 Lecture (01) Sem1 [ARTS:MURD]	
2 PM			<input type="checkbox"/>  LAWS1105 S1 Lecture (02) Sem1 [ARTS:MURD]	<input type="checkbox"/>  LAWS1105 S1 Lecture (02) Sem1 [ARTS:MURD]	





The lower half of the screen will list the venues in use and the selected activities in list form.

Venues used in this timetable		
Venue	Room	Building
ARTS:MURD	G.54 - Murdoch Lecture Theatre	Arts
OCTA:THEATRE	G.11 - Octagon Theatre	Octagon

LAWS1101 Contract I
 Students must attend two lectures per week and one tutorial per fortnight. Lectures commence in week 2 and tutorials commence in week 3 of semester 1.

 LAWS1101 S1 Lecture	Wed	09:00_09:45	OCTA:THEATRE	Sem1
 LAWS1101 S1 Lecture	Fri	09:00_09:45	OCTA:THEATRE	Sem1

LAWS1105 Criminal Law I
 Students must attend two lectures per week and one tutorial per fortnight. Lectures commence in week 1 and tutorials commence in week 2 of semester 1.

 LAWS1105 S1 Lecture (01)	Wed	10:00_10:45	ARTS:MURD	Sem1
 LAWS1105 S1 Lecture (01)	Thu	10:00_10:45	ARTS:MURD	Sem1
 LAWS1105 S1 Lecture (02)	Wed	14:00_14:45	ARTS:MURD	Sem1
 LAWS1105 S1 Lecture (02)	Thu	14:00_14:45	ARTS:MURD	Sem1

PLEASE NOTE:

If there is a clash between the selected units then an exclamation symbol will be shown next to the clashing activities. Clashes can be reported using the link: "Student comments/Clash Reports" accessed from the timetable homepage: <http://www.timetable.uwa.edu.au/>

Semester 1					
Start Time	Monday	Tuesday	Wednesday	Thursday	Friday
8 AM					<input checked="" type="checkbox"/> PATH3301 S1 Tutorial T1 Sem1 [QE2M:G14]
9 AM				<input checked="" type="checkbox"/> GENE3330 S1 Lecture Sem1 [MCS:G35]	<input checked="" type="checkbox"/> GENE3330 S1 Laboratory Lab 1 Sem1 [MCS:130, MCS:131] <input checked="" type="checkbox"/> PATH3301 S1 Tutorial T2 Sem1 [QE2M:G14]
10 AM					GENE3330 S1 Laboratory Lab 1 (cont) Sem1 [MCS:130, MCS:131] <input checked="" type="checkbox"/> PATH3301 S1 Tutorial T3 Sem1 [QE2M:WATLING, QE2M:G14]

If you have chosen to view more than one activity eg Lectures, Tuts and Labs then the screen can look a bit confusing. Some hints to reading the timetable are listed below:

- Different activities are colour-coded with Lectures in Red to make them easier to identify.
- Activities with more than one day and time on offer have an * next to them.
- Where a lecture is repeated there is a number shown in brackets at the end of the activity name: e.g. A Student must attend all (01) lectures OR all (02) lectures.
- Some lectures will be made available on the web via Lectopia and will have an icon preceding the activity name:

By using the check boxes and clicking on "Show selected only" you can refine your personal timetable.

Semester 1					
Start Time	Monday	Tuesday	Wednesday	Thursday	Friday
8 AM		<input type="checkbox"/> ECON1101 S1 Lecture (01) Sem1 [OCTA:THEATRE]	<input type="checkbox"/> ECON1101 S1 Tutorial T1* Sem1 [SSCI:SR1]	<input checked="" type="checkbox"/> ECON1101 S1 Lecture (01) Sem1 [OCTA:THEATRE]	<input type="checkbox"/> ECON1101 S1 Tutorial T1* Sem1 [SSCI:SR5]
9 AM	<input type="checkbox"/> ECON1101 S1 Tutorial T1* Sem1 [OLDP:G06] <input type="checkbox"/> ECON1101 S1 Tutorial T1* Sem1 [SSCI:SR6]	<input type="checkbox"/> ACCT1101 S1 Workshop Wkshp* Wks 11-16, 18-23 [LAWS:LR1] <input type="checkbox"/> ECON1101 S1 Tutorial T1* Sem1 [OLDP:G02] <input type="checkbox"/> ECON1101 S1 Tutorial T1* Sem1 [ARTS:SR133]	<input type="checkbox"/> ACCT1101 S1 Workshop Wkshp* Wks 11-16, 18-23 [ARTS:LR10] <input type="checkbox"/> ECON1101 S1 Tutorial T1* Sem1 [SSCI:SR5] <input type="checkbox"/> ECON1101 S1 Tutorial T1* Sem1 [SSCI:SR6]	<input type="checkbox"/> ACCT1101 S1 Workshop Wkshp* Wks 11-16, 18-23 [ARTS:LR5] <input type="checkbox"/> ECON1101 S1 Tutorial T1* Sem1 [ARTS:LR10] <input type="checkbox"/> ECON1101 S1 Tutorial T1* Sem1 [SSCI:SR6] <input type="checkbox"/> ECON1101 S1 Tutorial T1* Sem1 [OLDP:G07]	<input type="checkbox"/> ECON1101 S1 Tutorial T1* Sem1 [SSCI:SR6] <input type="checkbox"/> ECON1101 S1 Tutorial T1* Sem1 [SSCI:SR5]
	<input type="checkbox"/> ACCT1101 S1 Workshop Wkshp* Wks 11-16, 18-23 [MCS:G35]	<input type="checkbox"/> ACCT1101 S1 Workshop Wkshp* Wks 11-16, 18-23 [SSCI:LR2]	<input type="checkbox"/> ECON1101 S1 Tutorial T1* Sem1 [SSCI:SR5] 	<input checked="" type="checkbox"/> ACCT1101 S1 Lecture (01) Sem1 [SSCI:LT]	<input type="checkbox"/> ACCT1101 S1 Workshop Wkshp* Wks 11-16, 18-23 [ARTS:LR9]

Show selected only

Clear Selection

The next screen will display your personal selections. You must print this out if you want to retain a copy as this information is not held in a database.

Semester 1					
Start Time	Monday	Tuesday	Wednesday	Thursday	Friday
8 AM		ECON1101 S1 Lecture (01) Sem1 [OCTA:THEATRE]		ECON1101 S1 Lecture (01) Sem1 [OCTA:THEATRE]	
9 AM		ECON1101 S1 Tutorial T1* Sem1 [ARTS:SR133]			
10 AM				ACCT1101 S1 Lecture (01) Sem1 [SSCI:LT]	
11 AM		ACCT1101 S1 Lecture (01) Sem1 [SSCI:LT]		ACCT1101 S1 Workshop Wkshp* Wks 11-16, 18-23 [ARTS:LR4]	

Venues used in this timetable		
Venue	Room	Building
ARTS:SR133	1.33 - Arts Seminar Room 1.33	Arts
ARTS:LR4	G.60 - Arts Lecture Room 4	Arts
OCTA:THEATRE	G.11 - Octagon Theatre	Octagon
SSCI:LT	G.130 - Social Sciences Lecture Theatre	Social Sciences